



COOKING *SERIES*

Elevate your cooking experience with induction

 **elica**
aria nuova



REVOLUTIONARY INDUCTION COOKING

INDUCTION TECHNOLOGY THAT COMBINES
ITALIAN DESIGN WITH FUNCTIONALITY

Induction showcases a range of cutting-edge features, positioning them as a premier choice in contemporary kitchens. Unlike traditional stoves, induction offers instant heat adjustment which reduces cooking time and precise temperature control for delicate tasks such as melting and simmering. Safety is paramount, as these cooktops remain cool to the touch, minimizing the risk of burns. This improved efficiency as compared to gas and electricity can reduce home energy costs and indoor air pollution.

Moreover, their sleek and easily maintainable surfaces add to their appeal, blending aesthetics with practicality for everyday use. Available in a sophisticated black ceramic glass finish in 24", 30" and 36" in width, these cooktops offer energy efficiency, speed, safety, and a stylish design. Induction cooktops stand as a cutting-edge solution to meet the demands of modern cooking.



NIKOLATESLA Series

FOR THOSE WHO LIKE THINKING OUTSIDE THE BOX

INTUITIVE AND USER FRIENDLY

Elica extractor cooktops feature a simple and intuitive interface that allows you to enjoy the pleasure of cooking every day. The touch control panel allows the cooking areas and ventilation settings to be controlled separately and, in standby mode, it becomes totally invisible.

POWERFUL DOWNDRAFT VENTILATION

The central ventilation system ensures high-level fume capture in record time with low noise, capturing all the fumes and odors before they start to rise. This feature makes these products unique in terms of efficiency and performance.

Available in both ducted and recirculating options, this induction downdraft cooktop provides three speed + boost selections controlled automatically. Impressively quiet, with a performance rating as low as 1.5 sones on the lowest setting, it redefines kitchen efficiency and safety.

PRACTICAL MAINTENANCE

The tempered glass cooktop is crystal smooth as well as scratch and stain resistant. There is an internal valve that drains any spilled liquid, keeping your kitchen clean and germ free. The aluminum mesh grease filter is dishwasher-safe for convenient maintenance. Ceramic filters that are used for recirculation can be regenerated in every 2-3 months.



NIKOLATESLA INNOVATION



BRIDGE ZONES



Our bridge zones work by combining burners to make the cooking surface more useful for large pots, skillets and pans. Our integrated technology allows the cooktop surface to adapt to the pot being used.



AIRMATIC



Smart sensor system detects the fumes produced during cooking and sets the most suitable power setting automatically.



CERAMIC FILTERS



The recirculating filters are suitable for the most challenging cooking environment, given its superior ability to filter and purify the air. The new Elica Technology is able to achieve filtering threshold of 82% against the market average of 60%. It can be regenerated up to 5 years if placed in oven at 390° F for 45 minutes every 2/3 months.



POT DETECTOR



The cooktop automatically detects the presence of the pot on the cooking area and provides heat only when the pot is correctly positioned.



TEMPERATURE MANAGER



Your dishes will be perfect when you use our single-touch preset programs. 107°F - 'Warming' mode is optimized for very delicate cooking while 158°F 'Melting' mode is programmed for cooking.



STOP & GO



By pressing the Stop & Go button, all cooking zones will switch off and you can walk away with complete confidence & safety.

NIKOLATESLA SWITCH



Cooktop Dimensions: 36" x 20 1/4" x 8 1/4"
Each Burner Dimensions: 4 (2,1 - 3,7kW) - 7,1 x 7,9 inches

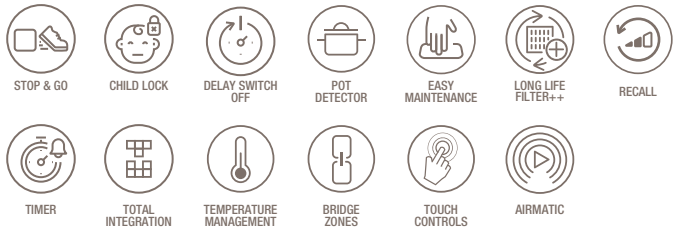
NIKOLATESLA SWITCH

The NikolaTesla Switch fits seamlessly into any design concept for your kitchen. Elica's downdraft cooktop has been designed to guarantee maximum installation flexibility, thanks to its moveable ducting system. In addition, there will be increased storage underneath the cooktop with its 9" of depth.

The completely smooth surface of the NikolaTesla Switch simplifies cleaning. Any liquids spilled into the vent during cooking will be captured in the cavity below. The grease filter can be cleaned by easily removing the drain valve and pulling up on the red ribbon. Wipe out any residual mess with a cloth.

NikolaTesla Switch is available in 36" width with 400 CFM downdraft ventilation. This model can be installed ducted or recirculating (carbon filters kit included).

EXCLUSIVE PLUS FEATURES



High-performance ceramic filters that self-clean in the oven at 392°F (200°C).



Drain valve can be opened to remove any residue or spilled liquid



LONG LIFE
FILTER ++

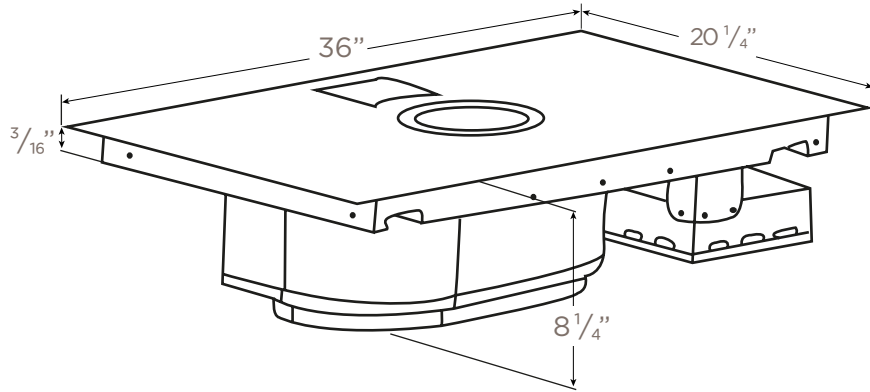
AIRMATIC

BRIDGE
ZONE

STOP & GO

LINE DRAWING

MODEL



MODEL

NIKOLATESLA SWITCH 36" ENTS436BL Black Tempered Glass

VENTILATION SYSTEM

Controls	Red backlit slider touch control
Blower Type	400 CFM
Noise (min -max)	0.9 - 5.0 sones
Speeds	3 speed + boost
Outlet	3 1/4 x 10" rectangular
Installation	Ducted or recirculating

INDUCTION COOKTOP

Power Consumption	7.4 kW
Electrical Frequency	60 Hz
Voltage	220 V, 33.3 A
Cooking Zones	4
Each Burner Dimensions	7.1" x 7.9"
Each Burner Power	2.1 - 3.7kW
Boost Power	3.7kW
Bridge Zones	2
Levels	9 Levels + boost

PARTS INCLUDED

- Qty 1 - 6 layer anodized aluminum mesh grease filter (pre-installed)
- Qty 1 - Ducted Out cartridge (pre-installed)
- Qty 1 - Recirculation cartridge
- Qty 4 - Ceramic carbon filters and removal ribbon
- Qty 1 - Reducer Joint
- Qty 1 - 3" x 10" short metal duct transition
- Qty 1 - 3" x 10" long metal duct transition
- Qty 1 - Joint Tape
- Qty 1 - Hardware Pack (contains mounting clips, seam tape, install manual)

Bridge Zones Power: Each induction module can supply max 3.7 kW, so the 2 cooking zones connected to the same induction module can't be setted up at booster level together (3.7 + 3.7 per module).

NIKOLATESLA FLUX



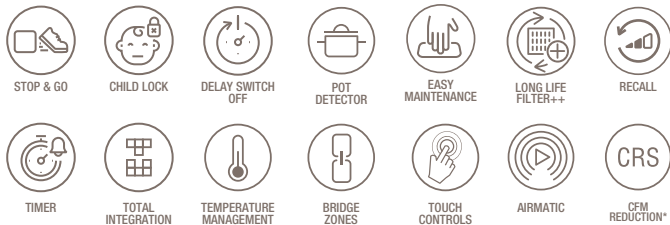
Cooktop Dimensions: 30 5/16" W x 22 9/16" D x 10 3/16" H
36 1/16" W x 22 9/16" D x 10 3/16" H
Each Burner Dimensions: 4 Cooking Zones (3.7 kW) - 7 1/2" x 8 1/4"

NIKOLATESLA FLUX

Introducing our cutting-edge Induction Downdraft Cooktop with revolutionary technology, designed to completely transform your culinary journey.

Equipped with 600 CFM available in two different sizes 30" & 36", it achieves unparalleled levels of air captured, effectively absorbing cooking odors and smoke with exceptional efficiency combined with low noise levels. What sets this cooktop apart is its remarkable balance of power and precision, ensuring your dishes are prepared to perfection every time. Its energy-efficient design contributes to elevating your cooking game. With this extraordinary Induction Cooktop, innovation meets culinary excellence.

EXCLUSIVE PLUS FEATURES



*CFM reduction feature can be configured through the touch controls to meet local requirements. No tools needed.




Sleek design, with a depth of 10", allowing two full-size drawers underneath.



All the components, such as the grease and odor filters, can be easily accessed and removed so they can be washed or rapidly replaced. Making it a low-maintenance product.



RECALL



CFM REDUCTION*



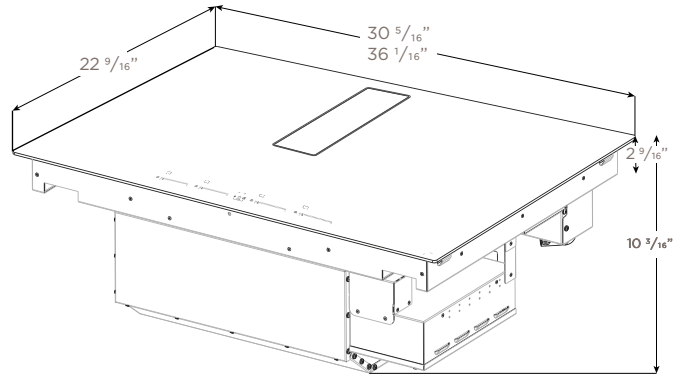
POT DETECTOR



CHILD LOCK

*kit sold separately

LINE DRAWING



PARTS INCLUDED

- Qty 1 - 3 layer anodized aluminum mesh grease filter (pre-installed)
- Qty 1 - Ducted Out Transition (pre-installed)
- Qty 2 - Ceramic carbon filters kit (sold separately)
- Qty 1 - 3 x 10 to 6 round transition
- Qty 1 - Joint Tape
- Qty 1 - Hardware Pack (contains mounting clips, seam tape, instal manual)

VENTILATION SYSTEM


Controls	Red backlit slider touch control
Blower Type	600 CFM (reduced to 300 CFM with kit)
Noise (sones)	1.5 - 6.8 Sones
Speeds	4 speed (3 speed + boost)
Outlet	3 1/4 x 10" rectangular or 6" Round
Installation	Ducted or recirculating (kit sold separately)

INDUCTION COOKING

Power Consumption	14.8 kW
Electrical Frequency	60 Hz
Electrical	220 V - 60 Hz, 32 A
Cooking Zones	4
Each Burner Dimensions	7 1/2" x 8 1/4"
Each Burner Power	2.1 - 3.7 kW
Boost Power	3.7 kW
Bridge Zones	2
Levels	9 levels + boost

Bridge Zones Power: Each induction module can supply max 3.7 kW, so the 2 cooking zones connected to the same induction module can't be setted up at booster level together (3.7 + 3.7 per module).

MODELS



MODEL

NIKOLATESLA FLUX 30" ENF430BL BLACK GLASS



MODEL

NIKOLATESLA FLUX 36" ENF436BL BLACK GLASS

VOLTA



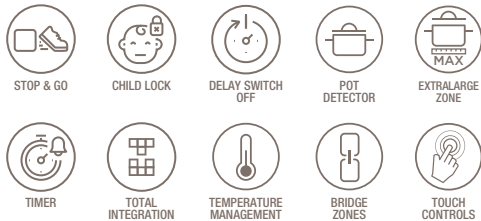
Cooktop Dimensions: 24 3/4" W x 20 3/4" D x 2 1/2" H
30 3/8" W x 22 3/16" D x 2 1/2" H
36 1/16" W x 22 3/16" D x 2 1/2" H

VOLTA

Elevate your culinary experience with our line of powerful cooktops that exemplify both cutting-edge design and unrivaled functionality. Crafted with a sleek and elegant black glass surface, these cooktops are the embodiment of modern sophistication. Their electronic touch controls not only add a touch of elegance but also offer intuitive and precise command over your cooking.

Our Volta cooktops provide a versatile solution to harmonize with any kitchen layout, with our three sizes 24", 30" & 36" available. Its 4 to 5 cooking zones come with a bridge zone that allows flexible cooking. Volta offers the perfect fit to seamlessly merge style and performance, making every meal a culinary masterpiece.

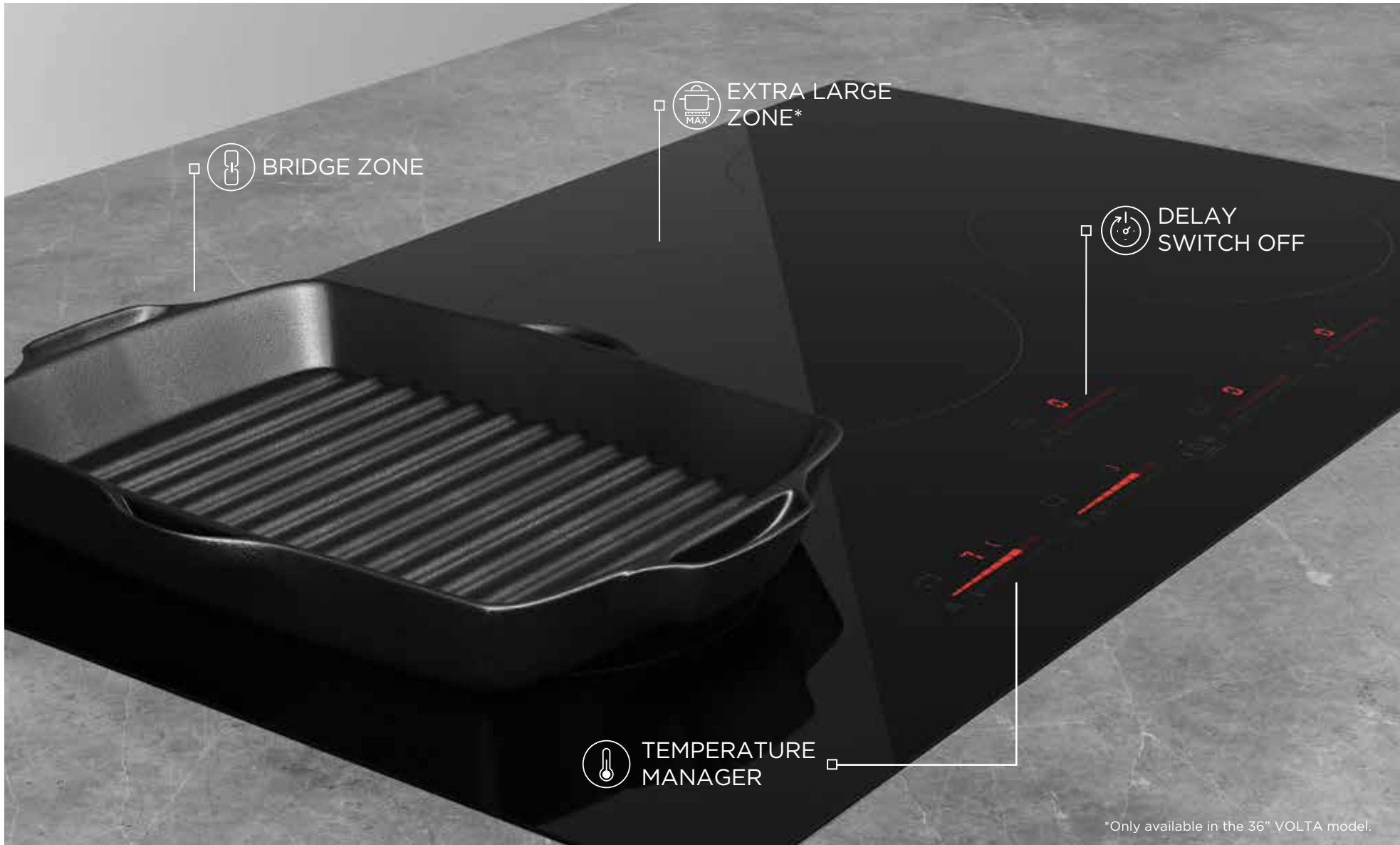
EXCLUSIVE PLUS FEATURES



The perfect combination of modern technology and sleek design in induction cooktops.



Three different sizes (24", 30" & 36") available to fit any kitchen.



BRIDGE ZONE

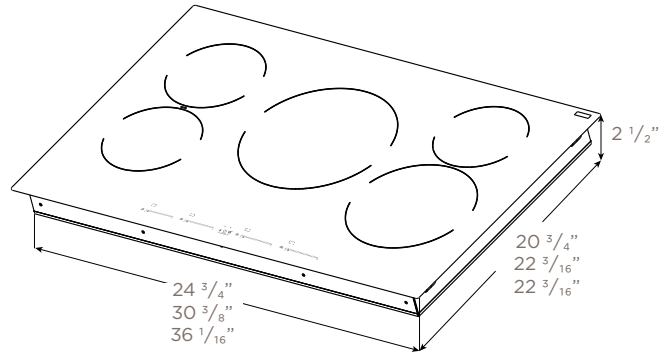
EXTRA LARGE ZONE*

DELAY SWITCH OFF

TEMPERATURE MANAGER

*Only available in the 36" VOLTA model.

LINE DRAWING



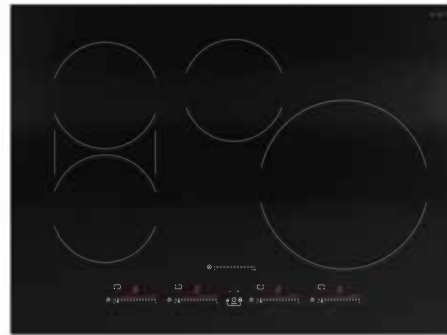
INDUCTION SYSTEM

	24"	30"	36"
Controls	Red backlit slider touch control		
Power Consumption	10.8 kW	13.3 kW	17 kW
Electrical Frequency	60 Hz	60 Hz	60 Hz
Voltage	220 V, 32 A	220 V, 32 A	220 V, 32 A
Each Burner Dimensions	4	4	5
<ul style="list-style-type: none"> □ Burner 1 BRIDGE □ Burner 2 □ Burner 3 □ Burner 4 □ Burner 5 	<ul style="list-style-type: none"> 3kW Ø 7 1/2" 3kW Ø 7 1/2" 3kW Ø 10 7/8" 1.8kW Ø 6 5/16" 	<ul style="list-style-type: none"> 3.7 kW Ø 7 1/4" 3.7 kW Ø 7 1/4" 2.2 kW Ø 6 7/8" 3.7 kW Ø 11 7/16" 	<ul style="list-style-type: none"> 3.7 kW Ø 7 1/4" 3.7 kW Ø 7 1/4" 2.2 kW Ø 6 7/8" 3.7 kW Ø 9 7/16" 3.7 kW Ø 11 7/16"
Each Burner Power	2.1 - 3.7 kW	2.1 - 3.7 kW	2.1 - 3.7 kW
Boost Power	3.7 kW	3.7 kW	3.7 kW
Bridge Zones	1	1	1

MODELS



VOLTA 24" EIV424BL BLACK GLASS



VOLTA 30" EIV430BL BLACK GLASS



VOLTA 36" EIV536BL BLACK GLASS


INSTALLATION

PRODUCT SPECS

Elica's flexible installation capabilities allows different modalities, optimizing cabinet space and adapting to any kitchen design.

- Recirculating or ducted out capabilities.
- Flush or self-rimming installation for total integration.
- Multidirectional air outlets.
- Long life filters++ for odor capture, can be regenerated lasting up to 3 to 5 years.

DUCT-OUT



For the Duct-Out version installation, it will be necessary to leave a high stand of 3.93" to allow space to the ducts on the ground.

RECIRCULATING



Please note, most ducting insulation provided by the installer are rigid, images may vary from final installations results according to each user needs.

	SWITCH	FLUX	VOLTA
WIDTH	36"	30", 36"	24", 30", 36"
CFM REDUCTION	NO	YES	NA
BLOWER TYPE	400 CFM	600 CFM	NA
SONES	0.4 - 5.0 sones	1.8 - 6.8 sones	NA
COOKING LEVEL RANGE	63 W - 3700 W	63 W - 3700 W	63 W - 3700 W
BRIDGE ZONE	2	2	1
HEATING LEVELS	9 levels + boost		
CONTROLS	Red backlit slider touch control		
FILTERS	4 Layer, Anodized Aluminum Mesh Grease Filter		NA
DUCT TRANSITION	3 1/4 x 10 rectangular	3 1/4 x 10 rectangular or 6" round (included)	NA

*In compliance with warranty terms, it is important to note that installation of household appliances beneath induction cooktops will result in the voiding of the warranty.

*Refer to the install manual for the specifications for each installation option available.

ELICA PLUS FEATURES



CHILD LOCK

Protect the cooking and extraction areas from being accidentally switched on. The function can be enabled when the product is switched on but the cooking areas and extraction are switched off.



TOTAL INTEGRATION

The Total Integration products have been design to be seamlessly integrated into the kitchen whilst maintaining harmony with the surroundings.



POT DETECTOR

The cooktop automatically detects the presence of the pot on the cooking area and provides heat only when it is correctly positioned.



STOP & GO

By pressing the Stop & Go button, all cooking zones will switch off and you can walk away with complete confidence & safety.



AIRMATIC

Smart sensor system detects the quantity and quality of the fumes produced during cooking time, automatically sets the most suitable power setting.



DELAY SWITCH OFF

A smart timer feature allows you to set the automatic switch-off of the product after a predetermined time. Delayed shutdown may be used to leave the hood on even after cooking to fully remove stubborn odors and residual humidity.



RECALL

If the cooktop is accidentally switched off, the Recall feature is activated within 6 seconds: just one touch is all it takes to reset all of the previously set features, on all cooking zones and the ventilation system.



BRIDGE ZONES

Efficiently disperse heat across longer or larger pans by combining two cooking areas into a single, larger zone, controlled by electronic touch controls. Experience consistent and uniform temperature distribution with the same power output.



LONG LIFE FILTER ++

Reach maximum performance levels and guarantee odor filtering efficiency, which is much higher than average. To simplify maintenance operations and reduce environmental impact, they can be regenerated, lasting up to 3 to 5 years, thus avoiding frequent replacements and waste.



EASY MAINTENANCE

All the components, such as the grease and odor filters, can be easily accessed and removed so they can be washed or rapidly replaced. Making it a low-maintenance product.



TIMER

Set the cooking time and start the countdown. When the time expires, a beep will sound. You can set independent timers on more than one area at the same time.



EXTRA LARGE ZONE

Cook using longer or larger pots & pans (up to 10" diameter), or prepare that special dish faster. Our high power levels surpass those of the average induction cooktops available on the market.



TEMPERATURE MANAGER

To always ensure perfect cooking the cooktop can be used with two different standard programs. 107 F° for warming mode and 158 F° for melting mode.



TOUCH CONTROLS

Multifunction electronic touch control behind sleek black glass and illuminate red when activated.

EARN A 3RD YEAR OF FULL FACTORY WARRANTY


COVERING ALL PARTS PLUS
IN-HOME LABOR

FOR U.S. & CANADA USERS ONLY

Enjoy a standard two-year warranty, and receive an additional year by registering your induction cooktop on elica.com. To qualify for the valid warranty extension, please complete the form within three months of purchase.

<https://elica.com/US-en/register-product>

LEARN MORE OF
COOKING SERIES





@elicanorthamerica